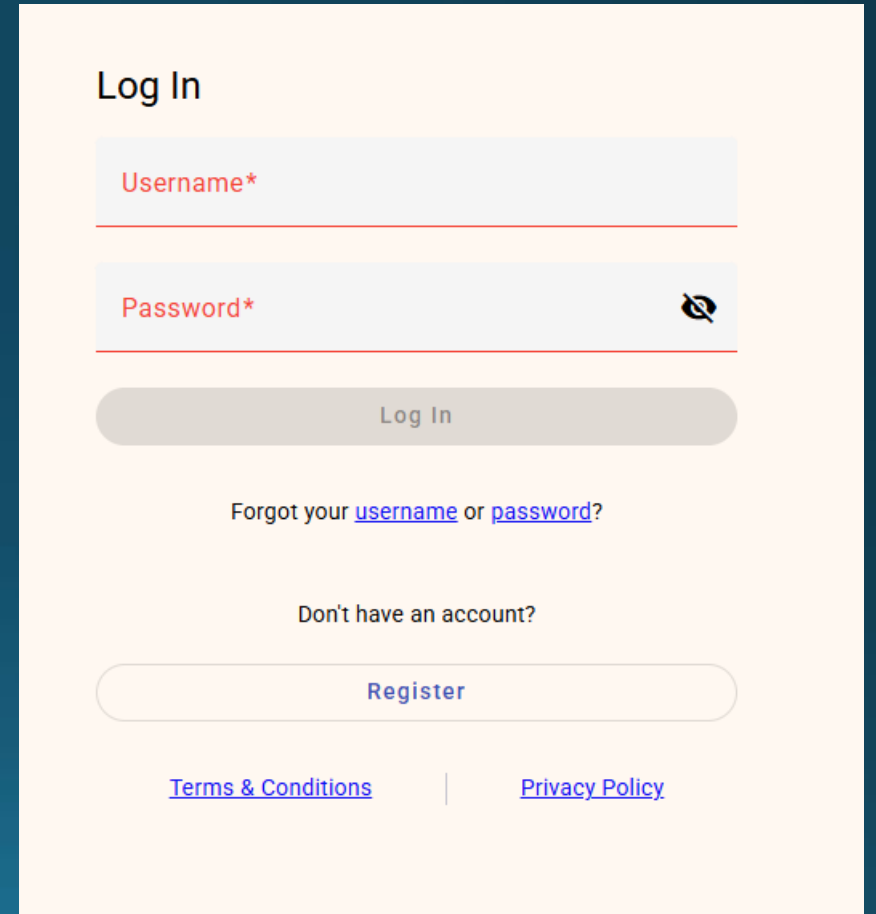


Using Trails End

Logging In by Computer


- Got To www.Trails-end.com
- Click On REGISTER
- You will need your UNIT CODE
- Or you may be able to enter in your unit information



The screenshot shows a 'Log In' form on a light cream background. At the top, the text 'Log In' is displayed. Below it are two input fields: 'Username*' and 'Password*'. The 'Password*' field has a small icon of an eye with a slash through it, indicating a toggle for password visibility. A grey 'Log In' button is positioned below the password field. Underneath the button, there is a link: 'Forgot your [username](#) or [password](#)?'. Further down, the text 'Don't have an account?' is shown, followed by a 'Register' button. At the bottom of the form, there are two links: '[Terms & Conditions](#)' and '[Privacy Policy](#)', separated by a vertical line.

Create an Online Page

Trail's End



Timo Junge
Pack 0912

Scout Code: **90BTP69H**

Dashboard

Training

Wagon

Storefront

Online





Manage Page

Rewards

Reports


Need Help?

Get Support

Share Your Page:    

SET A GOAL!
0 PTS

Hello, Timo!




WAGON SALES


Record Wagon Sale

2025 SELLING CAMPAIGN


WAGON SALES

 **\$0.00**

CASH OWED TO UNIT


 **\$0.00**

SALES BY PAYMENT




CASH
\$0.00
CREDIT
\$0.00

AVERAGE ORDER VALUE

 **\$0.00**

WAGON SALES BY PRODUCT

PRODUCT	ON HAND	DELIVERED	UNDELIVERED	TOTAL SOLD	% OF SALES
Microwave Butter Popcorn	0	0	0	0	
Salted Caramel Corn	0	0	0	0	
White Cheddar Popcorn	0	0	0	0	
Sweet & Salty Kettle Corn	0	0	0	0	
Popping Corn	0	0	0	0	



Set A Goal

Start Off by setting a goal for your scout

Your Personal info can be accessed by pulling down the tab next to your Scout's Name

Most of the Important stuff you will find on the left hand Tabs

The screenshot displays the Trail's End Scout Dashboard for Timo Junge (Pack 0912, Scout Code: 90BTP69H). The dashboard includes a left-hand navigation menu with options like Dashboard, Training, Wagon, Storefront, Online, Manage Page, Rewards, and Reports. The main content area shows Wagon Sales data, including a 'WAGON SALES BY PRODUCT' table. Annotations with yellow arrows point to the 'Set A Goal' button in the top right, the Scout's name dropdown in the top left, and the left-hand navigation menu.

PRODUCT	ON HAND	DELIVERED	UNDELIVERED	TOTAL SOLD	% OF SALES
Microwave Butter Popcorn	0	0	0	0	
Salted Caramel Corn	0	0	0	0	
White Cheddar Popcorn	0	0	0	0	
Sweet & Salty Kettle Corn	0	0	0	0	
Popping Corn	0	0	0	0	

Every Scout gets their own page. Build your Page under your Scout's name.

The Dashboard

This is your main page-
From here you can register
for shifts, look at your
sales, record a Wagon Sale
look at your Online Sales,
and track Undelivered
Orders.

The dashboard is titled "Trail's End" and features a sidebar with navigation options: Dashboard, Training, Wagon, Storefront, Online, Manage Page, Rewards, Reports, Need Help?, and Get Support. The main content area is divided into several sections:

- Share Your Page:** Includes social media icons for Twitter, LinkedIn, Facebook, and a QR code.
- Progress to Sales Goal:** A central section with a trophy icon and a progress bar. It shows "0 PTS" and "SET A GOAL!". Below the progress bar, it says "KEEP ON PUSHING! YOU HAVE MET YOUR GOAL".
- MY STOREFRONT SHIFTS:** A table listing shifts with columns for LOCATION, DATE, TIME, and a WITHDRAW button. The table includes shifts for Sam's Club and Bass Pro Shops.
- TOTAL SALES:** A section with a "SHOP" icon and a "WAGON" icon.
- FACE-TO-FACE:** A section with a "Record Wagon Sale" button and a sales input field.
- ONLINE:** A section with a "View More" button and a sales input field.

Additional information includes the user's name "Timo Junge", Pack "0912", Scout Code "90BTP69H", and a "SET A GOAL!" section showing "Current Gift Card: \$0", "Points to Next Level: 500", and "Gift Card at Next Level: \$10".

LOCATION	DATE	TIME	ACTION
Sam's Club	10/25/25	10:00 am-12:00 pm	WITHDRAW
Sam's Club	10/25/25	12:00 pm-02:00 pm	WITHDRAW
Bass Pro Shops	11/1/25	10:00 am-12:00 pm	WITHDRAW
Bass Pro Shops	11/1/25	12:00 pm-02:00 pm	WITHDRAW
Bass Pro Shops	11/2/25	10:00 am-12:00 pm	WITHDRAW
Bass Pro Shops	11/2/25	12:00 pm-02:00 pm	WITHDRAW
Bass Pro Shops	11/9/25	02:00 pm-04:00 pm	WITHDRAW
Bass Pro Shops	11/9/25	04:00 pm-06:00 pm	WITHDRAW

Unit	Council	National
#7 SALES (#7 pts.)	#1244 SALES (#2744 pts.)	#233608 SALES (#151746 pts.)

The Wagon Tab

This represents the product assigned to an individual scout.

This serves as a record of what your scout has sold.

If your pack assigns product to a storefront- that inventory may not appear here-

WAGON SALES BY PRODUCT					
PRODUCT	ON HAND	DELIVERED	UNDELIVERED	TOTAL SOLD	% OF SALES
Microwave Butter Popcorn	0	0	0	0	
Salted Caramel Corn	0	0	0	0	
White Cheddar Popcorn	0	0	0	0	
Sweet & Salty Kettle Corn	0	0	0	0	
Popping Corn	0	0	0	0	
\$1 Heroes and Helpers Purchase	0	0	0	0	
TOTALS	0	0	0	0	100%

The Storefront Tab

The Storefront Tab is where you can select shifts for selling.

Storefront Reservations are selected by your Popcorn Kernal- talk to them if you are not getting good storefronts

Select a date that you wish to work. Red Colored days have no more available shifts

Available shifts are located here
Shifts Marked with an Icon are currently filled

The screenshot displays the Popcorn Kernal Storefront Tab interface. On the left is a dark blue sidebar menu with icons and labels for: Dashboard, Training, Wagon, Storefront (highlighted), Online, Manage Page, Rewards, and Reports. Below the menu are links for 'Need Help?' and 'Get Support'. The main content area has a header with 'Scout Code: 90BTP69H' and a 'Share Your Page' button. Below this is a calendar for October 2025. The calendar shows days from Sunday to Saturday. Days 3, 4, 10, 11, 17, 18, 24, 25, and 31 are highlighted in red, indicating no more available shifts. Other days have icons representing available shifts. Below the calendar, the date '10/05/2025' is shown, followed by a table of available shifts.

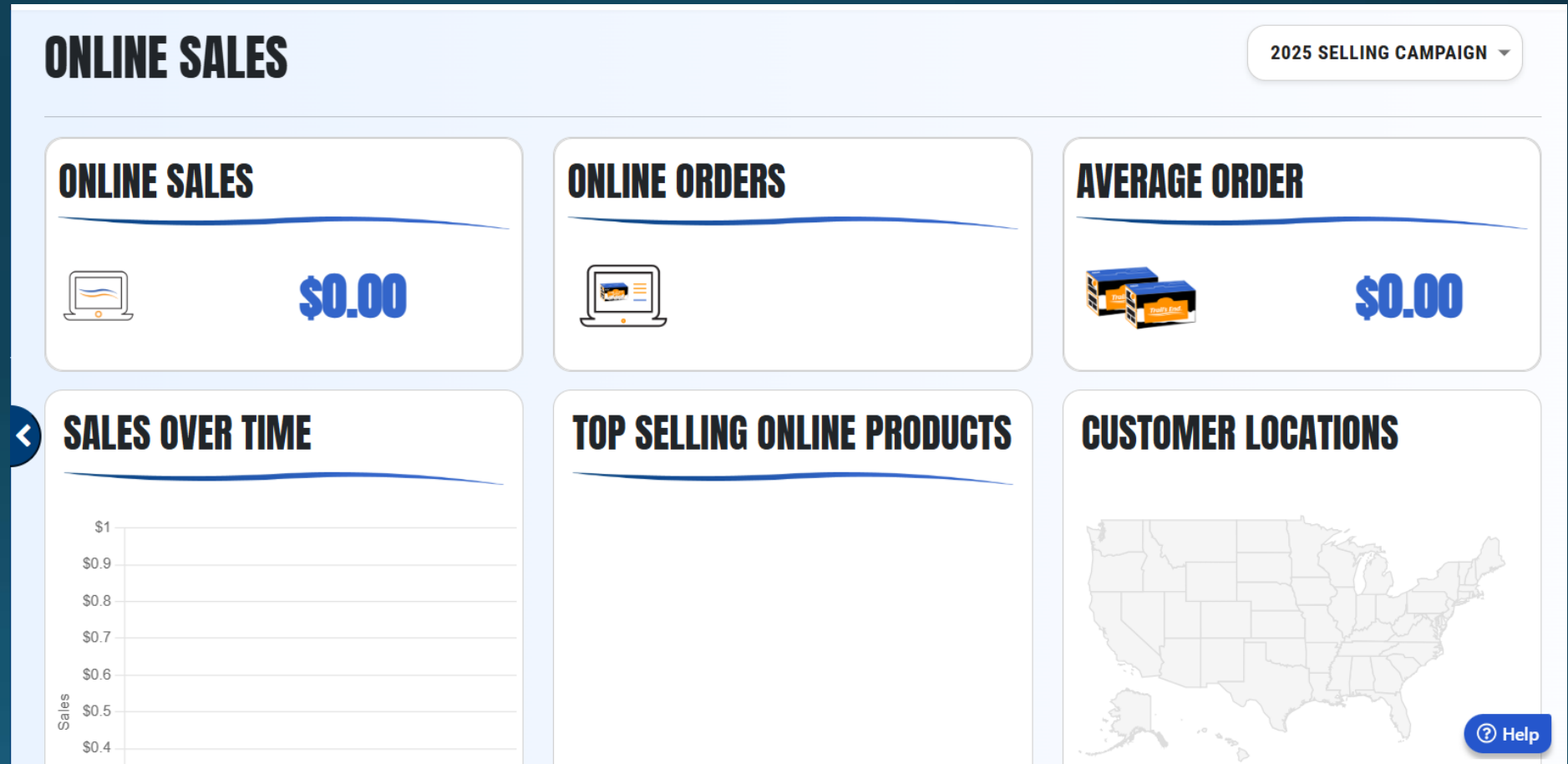
LOCATION	TIME	AVAILABLE	SIGN UP
Tractor Supply Co	04:00 pm-06:00 pm	0/1	SIGN UP
Chuy's	11:00 am-01:00 pm	1/1	SIGN UP
Tractor Supply Co	10:00 am-12:00 pm	1/1	SIGN UP

At the bottom of the interface, the text 'MY STOREFRONT SHIFTS' is visible.

On the right side of the interface, there is a summary section. It includes a 'SHOP' icon, 'TOTAL SALES \$0.00', and a 'SALES BY PAYMENT' section showing 'CASH \$0.00' and 'CREDIT \$0.00'. Below this, there is a partially visible text 'KEEP ON YOU HAVE M'.

Online Page





The Online page is where you track your online sales- you can customize your online storefront by using the manage page





Manage Page


Your Manage Page is the page where you can tell friends and family about you. You can share pictures and tell people about your scout's adventures. You can send this out via Facebook, Twitter, and Instagram and a QR code so that people can link directly to your scout's page.



To see what your on-line store looks like to others- click on the "View Page" button

Share Your Page:    

SET A GOAL!  0 PTS Hello, Timo! 

YOUR ONLINE FUNDRAISING WEBPAGE



[CHANGE AVATAR](#)
 





Tell your customers why they should support Scout fundraising.

Hi! I am an Arrow of Light Scout in Pack 912 in Hutto Texas. I like to play sports, shoot BB guns and eat S'mores.

400 character limit.

UPDATE

MY FAVORITE PRODUCT

SHARE YOUR PAGE

Share your page with everyone you know via email, text message


Rewards and Reports tab

These pages are useful for closeout and tracking your progress, there isn't much to do until you finish the sale.

The Rewards page lets you keep track of Promo Points and Cash to Credit Conversion.

REWARDS

TOTAL POINTS




0.00
(\$0.00)

Sales Pts	0.00
Promo Pts	0.00
Cash to Credit Pts	0.00


2025

GIFT CARD VALUE EARNED



\$0.00

SUBMITTED BY LEADER



\$0.00

AMOUNT LEFT TO CLAIM

\$0.00

PENDING GIFT CARDS **\$0.00**

=


2025 Unsubmitted

\$0.00

+


Pending Release

\$0.00




[Gift Card & Points History](#)


MY GOAL



2025 GOAL
12,000 PTS



NEXT REWARD LEVEL
500 PTS

 Help

For LEADERS

- Create a separate Logon for you – that is separate from your Scout's Account.
- This Login requires approval from your Popcorn Kernal







RESERVE STOREFRONTS















- This is the tab that you use to select and reserve storefronts
- You can search or see only the storefronts in your district by selecting the tab


Displaying 2067 reservations | (Sorted by Recommended)

Show ☐ Reserved ☐ Processing ☐ Past

Filters [Clear All](#)

Date  All Districts  Sort by Recommended   Search

	Storefront Name	Address	District	Date	Day	Time	
 RECOMMENDED 	Sam's Club	4970 US-290 Austin, TX, 78735	Thunderbird	Nov 9	Sun	10:00 AM - 8:00 PM	Reserve
 RECOMMENDED 	Sam's Club	9900 S I-35 Frontage Rd Austin, TX, 78748	Thunderbird	Oct 11	Sat	10:00 AM - 7:00 PM	Reserve
 RECOMMENDED 	Sam's Club	9900 S I-35 Frontage Rd Austin, TX, 78748	Thunderbird	Nov 9	Sun	10:00 AM - 7:00 PM	Reserve
 RECOMMENDED 	Tractor Supply Co	1711b US-290 Dripping Springs, TX, 78620	Sacred Springs	Oct 19	Sun	10:00 AM - 6:00 PM	Reserve
 RECOMMENDED 	Tractor Supply Co	1711b US-290 Dripping Springs, TX, 78620	Sacred Springs	Nov 8	Sat	10:00 AM - 6:00 PM	Reserve
 RECOMMENDED 	Tractor Supply Co	1711b US-290 Dripping Springs, TX, 78620	Sacred Springs	Nov 9	Sun	10:00 AM - 6:00 PM	Reserve
 RECOMMENDED 	Tractor Supply Co	1711b US-290 Dripping Springs, TX, 78620	Sacred Springs	Nov 15	Sat	10:00 AM - 6:00 PM	Reserve

 Help



Trails End App


You can also sign up for shifts
on the trails end app

Your sign on is the same as for
your On-line account

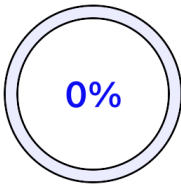
7:00

83

Timo J. 



Points & Rewards




0%

YOUR GOAL PROGRESS

0 PTS


/ 12,000

Edit Goal



Earn 500 points to get your first Rewards

Storefronts



Your Shifts

8 upcoming

Your next shift is in 12 weeks and 5 days:


Oct

25

Sat

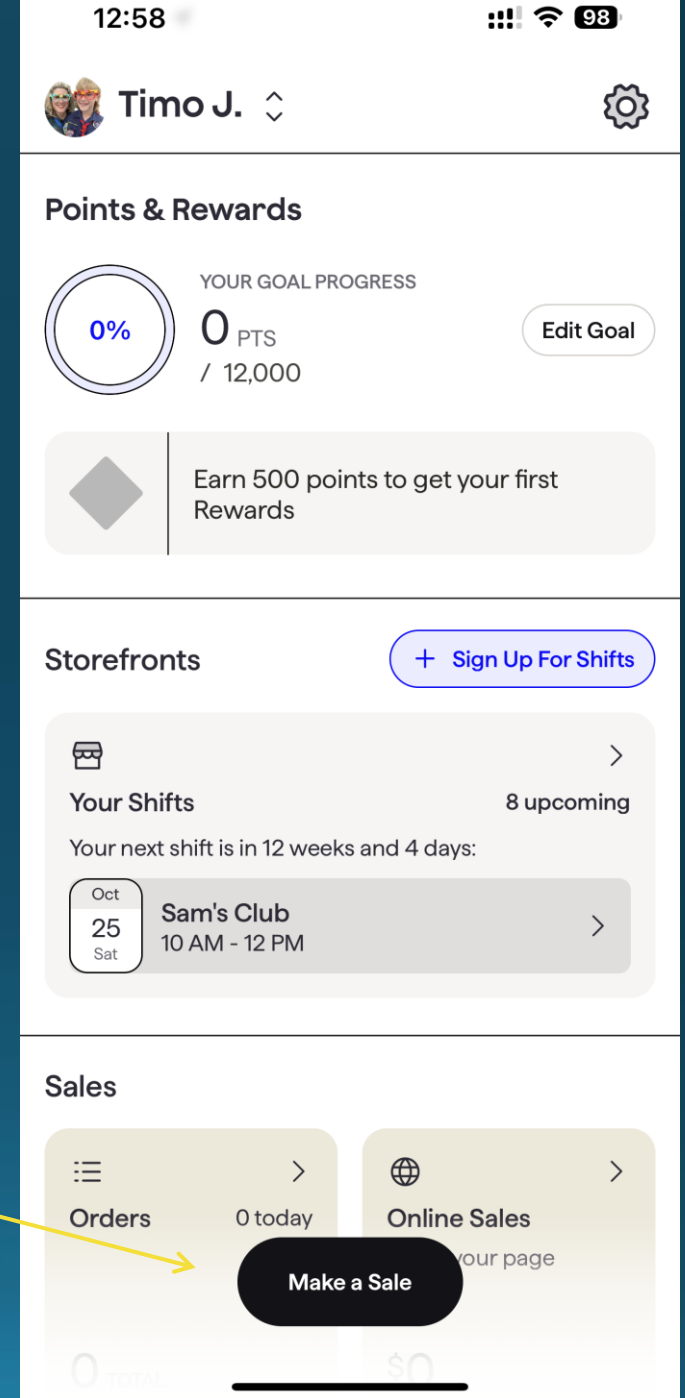
Sam's Club

10 AM - 12 PM



Make a sale with the App

Click on "MAKE A SALE" to start a wagon sale

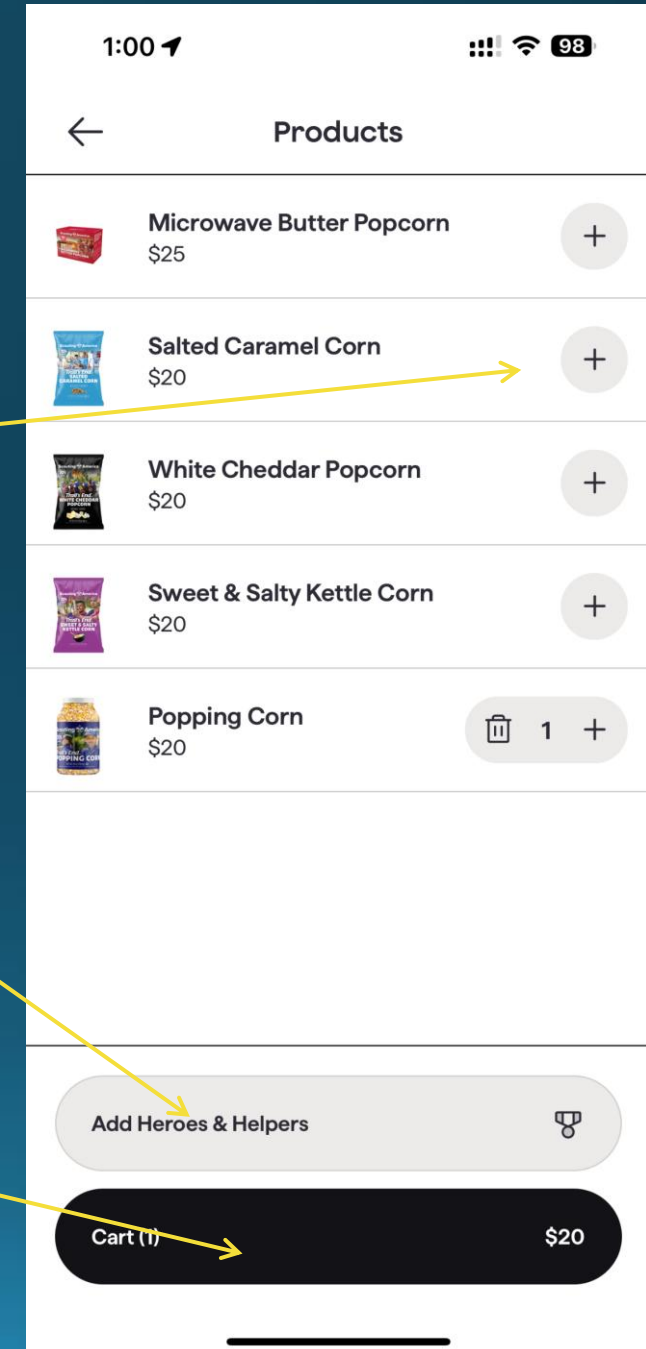


Making a sale on the app

Add in the quantities of your products here

Heroes and Helper Donations (Cash and Credit) are entered here

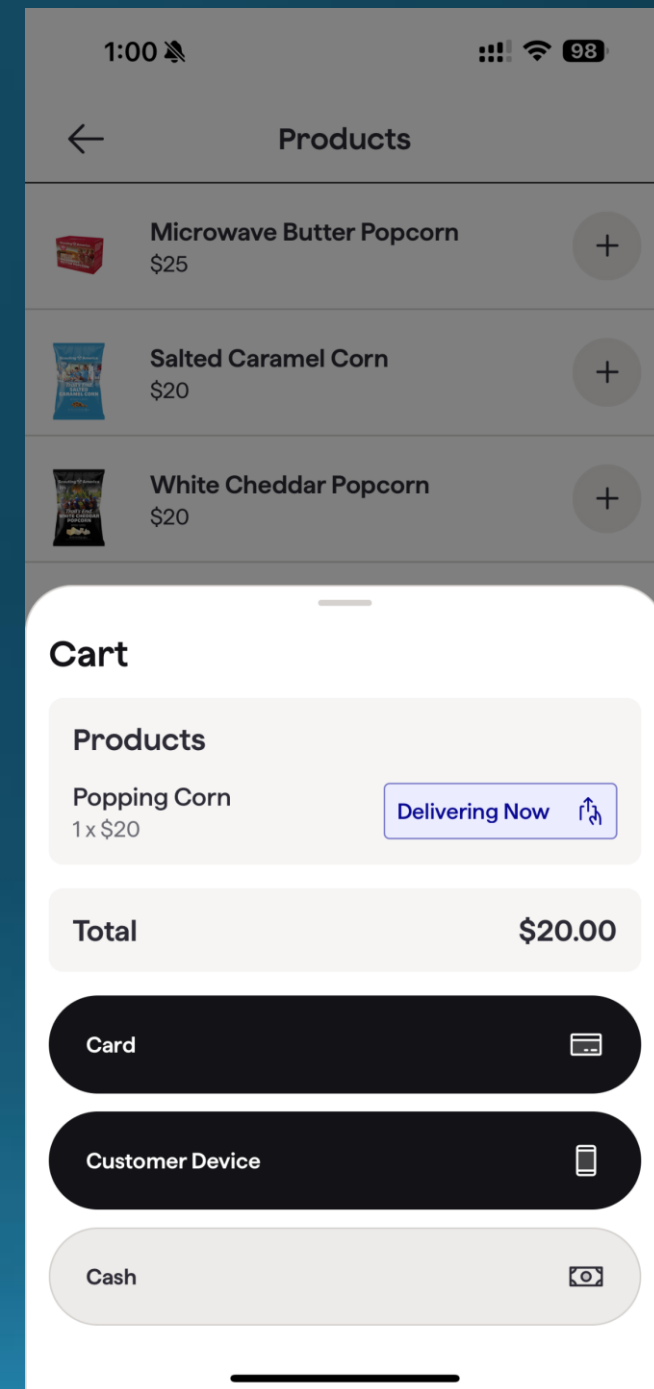
Hit the black "CART" Button to Complete the sale



Select Delivery and Payment

Select your Delivery- are you delivering now or later?

Select your payment method- Card is for tap to pay transactions (or manual entry). Device is for using Cash App or Venmo. Cash is for plain old fashioned cash



Credit Card integrations are built into the app

Paying has never been easier- Credit
Card integrations (tap to pay) are built
Into the app

