

Tiger Required Adventure

Tigers in the Wild



Videos for this adventure are at
the link below



Each of the requirements in this Adventure should take around 15-20 minutes and should function as the Activity portion of a Den Meeting. Adventure also includes one outside of Den Meeting activity. If a Den meets once a week, this Adventure can be completed in one month (four den meetings and one monthly outing).



What You Will Need:
Band-Aids, antibiotic ointment, sting Eeze pads, antiseptic wipes, zip bag
Sunscreen, whistle, water bottle, flashlight, trail food



1. 6 Essentials

Tigers in the Wild

Instructions for Caring Adult or Leader

Watch the videos associated with this Adventure at the *Tiger Adventures Playlist* on Youtube. The QR code to this playlist is in the front of this pdf.


Review the 6 Essentials in your Tiger Cub Scout Handbook.

Gather the 6 Essentials and keep them in a place that you can find it quickly when you are ready to go on a hike.

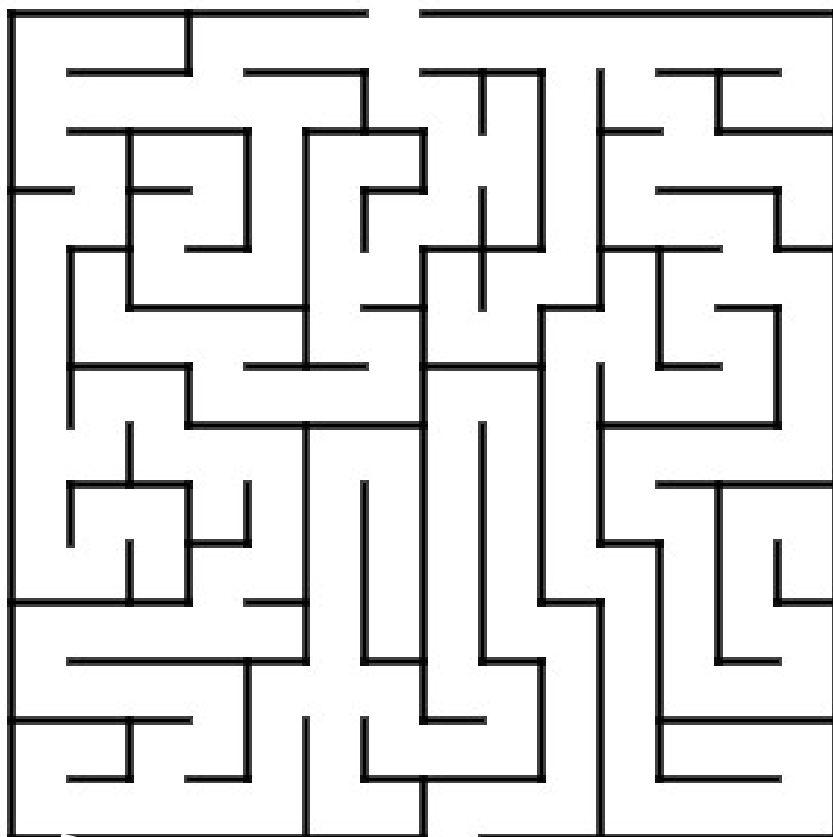


What should you pack to be prepared if rain is coming?

Circle the correct answers.



Joe and Lee are going on a hike. They have their first aid kits, sunscreen, water bottles, snacks and whistle. But they can not find their flashlights. Can you help them find the flashlights?



What You Will Need:

None



3. LNT

Tigers in the Wild

Instructions for Caring Adult or Leader

Watch the videos associated with this Adventure at the *Tiger Adventures Playlist* on Youtube. The QR code to this playlist is in the front of this pdf.

Listen while an a leader reads the Leave No Trace Principles to you.

Leave No Trace Principles

I promise to practice the Leave No Trace Principles wherever I go:

1. Know Before You Go
2. Choose the Right Path
3. Trash Your Trash
4. Be Careful with Fire
5. Respect Wildlife
6. Be Kind to Other Visitors

Why should you trash your “trash”?



Which person is following LNT on their hike?



What You Will Need:

None



3. Outdoor Code

Tigers in the Wild

Instructions for Caring Adult or Leader

The Outdoor Code is a promise to take care of nature by following a few simple ideas. Have youth listen while your leaders reads the Outdoor Code to you.

Outdoor Code

As an American, I will do my best to
Be Clean in my Outdoor Manners,
Be Careful with Fire,
Be Considerate in the Outdoors
And be Conservation Minded.

Discuss how you can be clean in your outdoor manners.



One part of the Outdoor Code is a promise to be clean in your outdoor manners. Have you ever been somewhere beautiful and seen trash that someone left behind? Yuck! Now, imagine how that place would look if everyone who visited left their trash behind.

What You Will Need:

My Observation Bingo Sheet
Pencil



2-4. Hike

Tigers in the Wild

Instructions

Go for a short hike with your den or family, and carry your own gear.

Apply the Outdoor Code and Leave No Trace Principles for Kids on your hike.

While on the hike, see who can complete the bingo sheet on the next page.

Discuss what you did to demonstrate the Outdoor Code and Leave No Trace Principles.



Scout Law Connection A Scout is Courteous

When you hike, remember to not make too much noise. Loud shouting or music can scare animals. It can also make them upset and irritated.

What does *irritated* mean?
What makes you irritated?

Hiking Bingo






B

I

N

G

O



What You Will Need:

Crayons, markers or colored pencils, computer with internet



7. Nature Center

Tigers in the Wild

Instructions for Caring Adult or Leader

Watch the videos associated with this Adventure at the *Tiger Adventures Playlist* on Youtube. The QR code to this playlist is in the front of this pdf.

Help youth visit the nature center or zoo. They can either visit one in person or virtually, but please try live footage, not pre-recorded.



Which animals did you like best in the zoo video?

